

# Moving to Canvas?

Starting Fall 2015, your courses will be on the new University of Florida Learning Management System - Canvas



# Things to Do...

---

- See examples of how your course will appear on Canvas
- Orient yourselves to the navigation features of Canvas
  - Particularly, the features which are most relevant to you in your courses

# How do I find my course on Canvas?

1. Navigate to <https://lss.at.ufl.edu>
2. Click on “e-Learning in Canvas” and sign in with your Gatorlink credentials



# Course Dashboard

- The first page you will see when you enter Canvas is the **Course Dashboard**.
- The Course Dashboard gives you a snapshot of recent activities that have occurred in your courses and lists due and upcoming assignments.
- To find your courses, click on the “Courses & Groups” drop down, and click on the appropriate class name.

The screenshot shows the Canvas Course Dashboard interface. At the top, there is a navigation bar with the University of Florida logo, the user name 'Kristina Macadangdang', and links for 'Inbox 1', 'Settings', 'Logout', and 'Help'. Below this, there are navigation tabs for 'Courses & Groups', 'Grades', 'Calendar', 'Commons', and the 'canvas' logo, along with a 'Hide Right' button. The main content area is divided into two columns. The left column is titled 'Recent Activity' and lists four categories of activity: '7 Announcements' (with links to VME6576, VME6615, ENY6706, GMS6783, and 3 more...), '1 Conversation Message' (from Judith Callahan), '10 Assignment Notifications' (with links to VME6576, VME6615, and SANDBOX 2608), and '12 Discussions' (with links to MAN5246, PHA6631, VME6052, WIS6559, and 3 more...). Each activity item has a 'SHOW MORE' link. The right column is titled 'To Do' and lists six items: 'Grade Assignment 2: Submit a file upload' (356 need grading), 'Grade Assignment 1: Submit a text entry assignment' (361 need grading), 'Grade Virtual Studio: Project 1' (2 need grading), 'Grade Quiz 01' (1 needs grading), 'Grade Quiz 02' (1 needs grading), and 'Take Quiz' (due: Jul 16 at 2pm). The bottom item is 'Peer Review for CAR Peer Review test - part 2' (due: May 12, 2014 at 5:35pm). Each item in the 'To Do' list has a checkmark icon and a close button (X).



*Welcome!*

*Instructor:*

## Course Information

Course objectives

Course textbook

[Link to course syllabus](#)

[Link to course calendar if applicable](#)

## Getting to know Canvas

- Watch the [Canvas Overview](#) (4:08)
- Watch videos in the [WCBA Student Guides](#)
- Read the [Canvas Student Guides](#)
- Click here for [Student Canvas Video Guides](#)

Important tutorials:

- [How to submit an assignment | Video Guide](#) (2:56)
- [How do I view my Instructor's comments on my assignment?](#)

## Questions

### Questions

When you have a question, follow this hierarchy to find the answer:

1. Check the Course [Syllabus](#)
2. Check the [Helpful Resources](#) pages
3. E-mail to the course instructor. Please read the [Netiquette Guidelines](#) and your Syllabus for communication details.

# Home Page

The layout for all your courses will be similar or identical to the course pictured here.

# Key Navigation areas



- Home
- Announcements
- Assignments
- Discussions
- Pages
- People
- Outcomes
- Grades
- Syllabus
- Quizzes
- Modules
- Conferences
- Collaborations
- Files
- Settings

The key tab areas of Canvas that will be useful to you are the:

- Home
- Modules
- Assignments
- Discussions
- Conferences
- Grades
- Quizzes
- \*Canvas Conversations/Inbox (the emailing system built within Canvas)

Canvas tutorials and guides will also be provided to you as links on the Home page.

## Start Here

- ✦ Review the [Course Syllabus](#)
- ✦ Familiarize yourself with the [Course Schedule](#)  

### Getting to Know Canvas

- ✦ Watch videos in the [WCBA Student Guides](#)
- ✦ Read the [Canvas Student Guides](#)
- ✦ Click here for [Student Canvas Video Guides](#)

### Important tutorials:

- ✦ [How to submit an assignment | Video Guide \(4:36\)](#)
  - [How do I view my Instructor's comments on my assignment?](#)
- ✦ [How do I reply to a Discussion as a student? | Video: How to View, Reply to, and Edit Discussion Posts \(6:06\)](#)
- ✦ [What are Quizzes for students? | Video: Access, Take, and View Results \(4:54\)](#)



\*Your Canvas inbox is located at the top right corner of your Canvas browser page.

# Course Modules

This is how the landing pages will generally look like in your courses. The landing page is formally called the **Home** page.

On the Home page, there will be a link to the **Course Modules, or Learning Modules**, which will lead you to a list comprised of task items and content pertinent to your success in the course.

## Course Modules and Navigation



Navigate to your [Learning Modules](#)

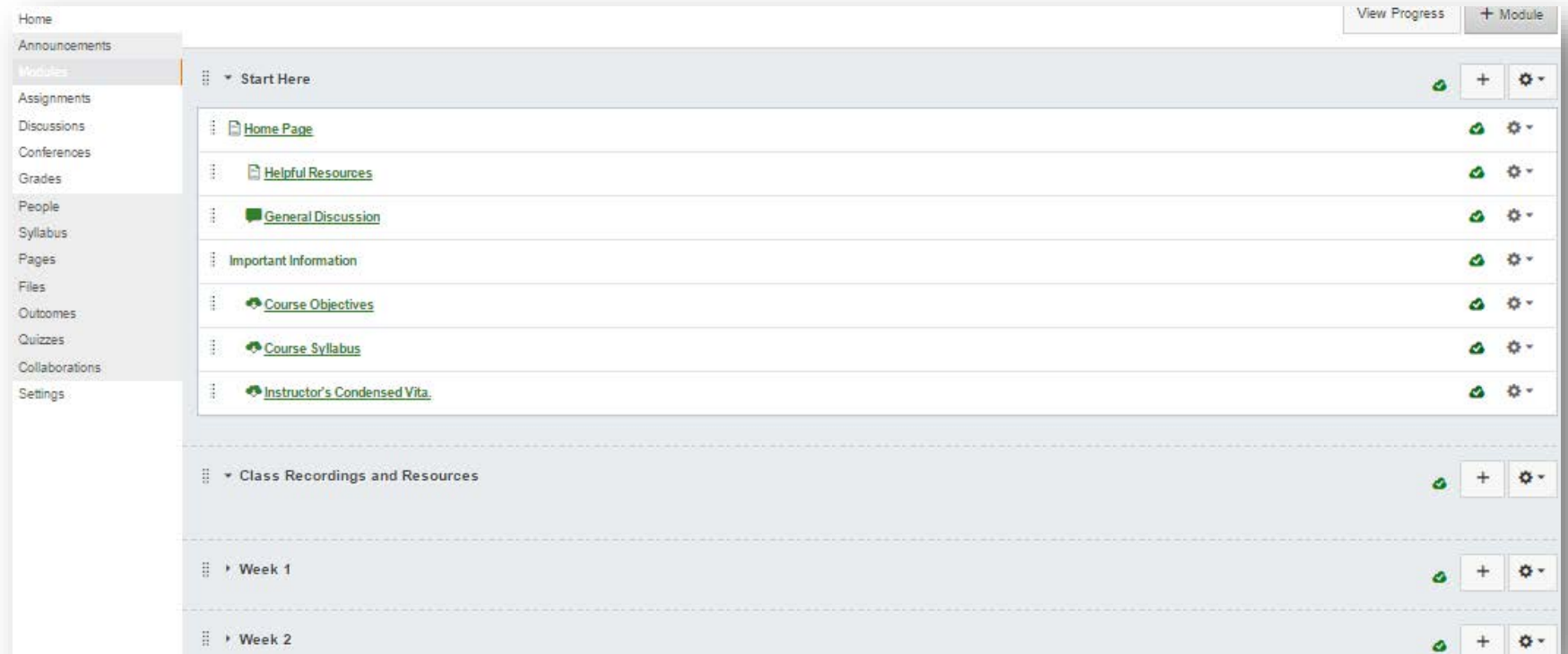
### Course Navigation:

Throughout your courses, you may need to navigate to other tabs from the left Course Navigation menu. Below is a brief description of what you can expect to see after clicking those tabs.

- ◊ [Syllabus](#): find a link to download your PDF syllabus and a Canvas-populated list of deadlines for activities in your course.
- ◊ [Announcements](#): lists all current and prior course announcements.
- ◊ [Modules](#): takes you to the same area as the Module Link icon above. Here you will find a list of all your weekly activities and materials.
- ◊ [Discussions](#): lists all graded and non-graded discussions.
- ◊ [Assignments](#): lists all graded activities in the course (assignments, quizzes, discussions).
- ◊ [Quizzes](#): lists all quizzes, surveys, and exams in the course.
- ◊ [Conferences](#): where you will go to access the online course sessions.

# Modules View

- The modules will appear like the image below.
- You may also notice a tab on the left-hand menu for “**Modules.**”
- Clicking that tab would be another way to access your course modules.
- Archived **Class Recordings** will be linked within a separate module category, usually after the “Start Here” module. (POP & MTM Programs Only)



☰ ▾ **Class Recordings and Resources**



- [Canvas Overview Video](#) (06:04)
- **WCBA Guides, and Canvas Guides**
  - Watch videos in the [WCBA Student Guides](#)
  - Read the [Canvas Student Guides](#)
  - Click here for [Student Canvas Video Guides](#)
- **Important tutorials:**
  - [How to submit an assignment | Video Guide](#) (4:36)
    - [How do I view my Instructor's comments on my assignment?](#)
  - [How do I reply to a Discussion as a student? | Video: How to View, Reply to, and Edit Discussion Posts](#) (6:06)
  - [What are Quizzes for students? | Video: Access, Take, and View Results](#) (4:54)
- **Big Blue Button Conferences(POP & MTM Programs Only):**
  - [What are Conferences for Students?](#)
  - [How do I use the Conference Interface?](#)